


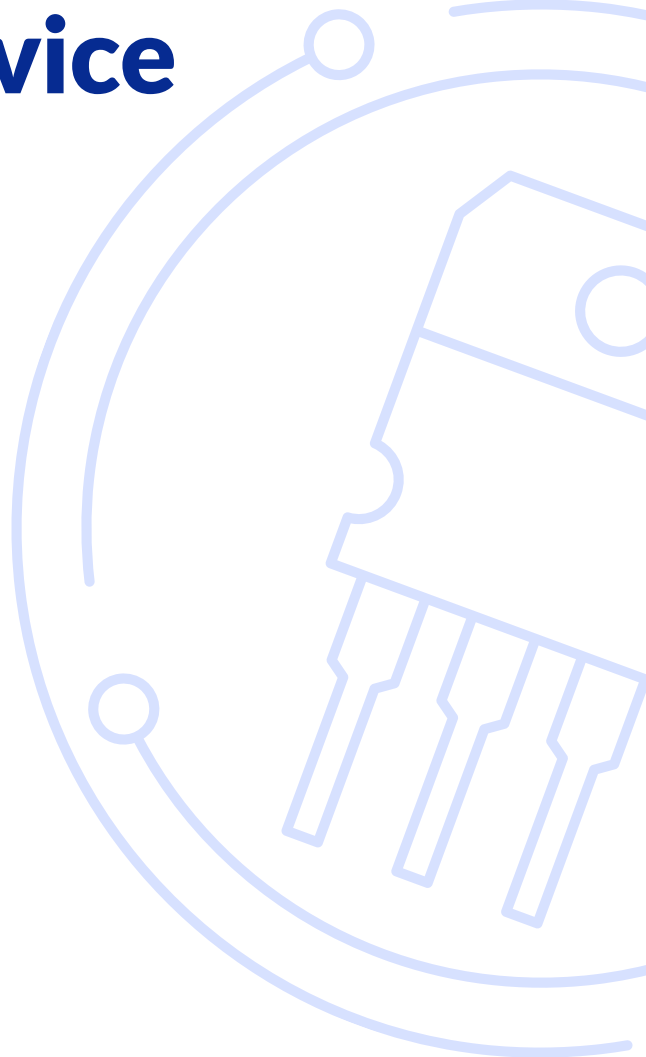
THE BROKER FORUM



EST. 1996

powered by **mdf commerce**

How to initiate an Escrow service



First, you must **enter your company's Bank Information** and contact your Account Manager to **confirm your business's eligibility for escrow** or email us at support@brokerforum.com

If those steps have been done already, you can [skip to page 4](#)

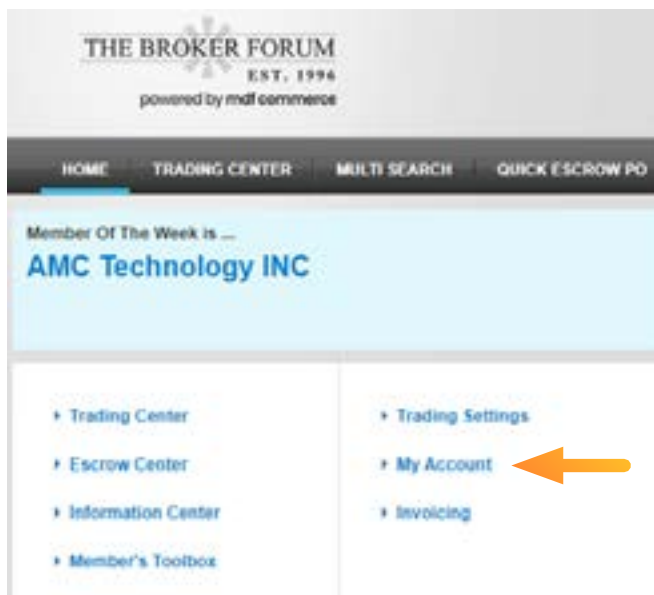
How to fill your company financial information

Please note, all Escrow transactions are in US dollars.

All Escrow users must have a commercial USD bank account.

Please follow the below steps to ensure your company bank details are up to date for every Escrow transaction.

- Log onto brokerforum.com and go to **My account**
- Go to the bottom right of the page to **Financial Information Edit** and fill in the details or update your details here.



Once in the **Bank information** section:

Fill in all the **required bank details**.

The beneficiary's name is your legal company name

The rest of the information is your commercial US dollar bank account details.

Click **Save**.

THE BROKER FORUM
EST. 1996
powered by miff commere

Hello TDF QC
You have no assigned representative

Search Part Number

HOME TRADING CENTER MULTI SEARCH QUICK ESCROW PG ESCROW CENTER THE IC ZONE MY FEEDBACK CONTACT US LOGOUT

BANK INFORMATION
* Required Information

BANK INFORMATION

Beneficiary Name *
Bank Name *
Bank Number *
Branch Name
Branch Number
Account Number * 880000000
Address * 1 queen's rd
City * HK
Country * Hong Kong
State/Province *
Zip/Postal Code *
Phone Number * 852
Fax Number 852

ABA Number
Swift Number * HSBCHK
IBAN Number

Save Clear All and Save Cancel

How to initiate an Escrow service

From Search for Parts page:

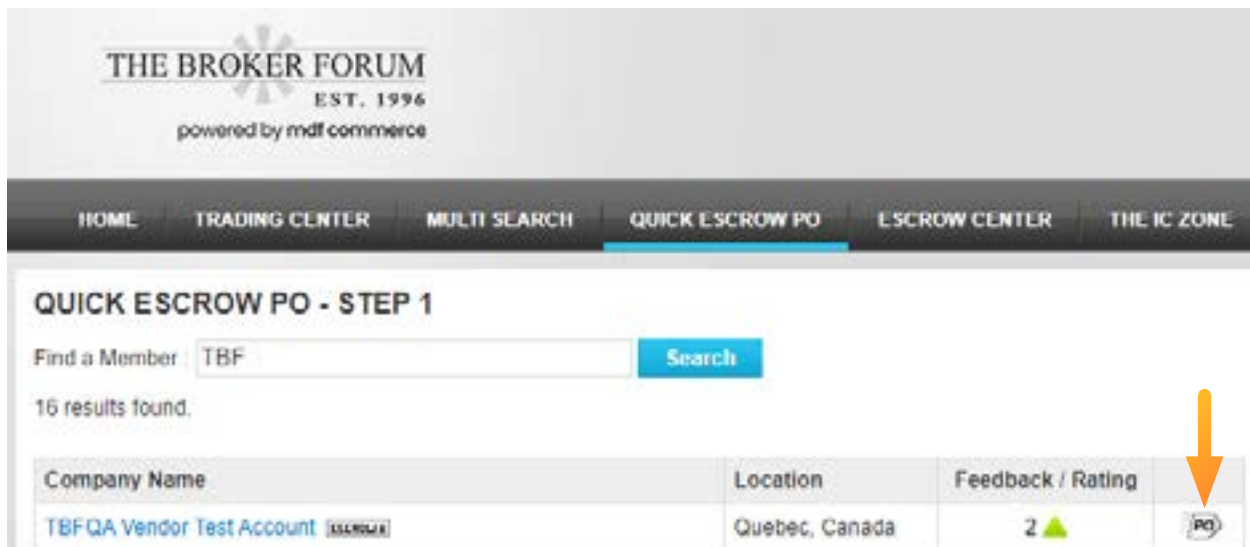
Select any one of these **3 options** to start an Escrow Transaction with your selected Vendor

The screenshot shows the 'SEARCH FOR PARTS' page with a search bar containing 'VS-10BQ100-M3/5BT'. The 'QUICK ESCROW PO' menu item is highlighted with an orange arrow labeled '1'. Below the search bar, there are filter tabs for 'Stock', 'Available', 'Franchised', and 'All'. A table of search results is displayed with columns for 'RFQ', 'Quick Rfq', 'PO', 'Vendor', 'Stock Location', 'Escrow', 'Pref.', 'Tags', 'Part No/Description', 'Mfg', 'D/C', and 'Qty'. The table contains two rows of results. The first row has a 'PO' button highlighted with an orange arrow labeled '3'. The second row has a 'Quick Rfq' button highlighted with an orange arrow labeled '2'. The 'RFQ' button in the first row is also highlighted with an orange arrow labeled '2'.

RFQ	Quick Rfq	PO	Vendor	Stock Location	Escrow	Pref.	Tags	Part No/Description	Mfg	D/C	Qty
<input type="checkbox"/>	<input checked="" type="checkbox"/>	<input type="checkbox"/>	China	China	25	2	DIAMOND	VS-10BQ100-M3/5BT	Vishay	2021+	30400
<input type="checkbox"/>	<input checked="" type="checkbox"/>	<input type="checkbox"/>	KDH	China	12	15	DIAMOND	VS-10BQ100-M3/5BT	Vishay	2018+	75920

Option 1

From the **Quick Escrow PO** tab, enter the vendor's company name in the "Find a Member" field and press **Search** then **click on the PO icon here**




THE BROKER FORUM
EST. 1996
powered by mdf commerce

HOME TRADING CENTER MULTI SEARCH **QUICK ESCROW PO** ESCROW CENTER THE IC ZONE

QUICK ESCROW PO - STEP 1

Find a Member:

16 results found.

Company Name	Location	Feedback / Rating	
TBFQA Vendor Test Account <small>(EXAMPLE)</small>	Quebec, Canada	2	

This will take to directly to the **Build your Quick Escrow PO** as shown on page 8 in **Option 3**

Option 2


From the RFQ method, fill in the **Build your RFQ** details and select the **Use Escrow button** here:

Quick RFQ

BUILD YOUR RFQ


Advertisers

Network with Qualified Diamond Members



SWAN ELECTRONICS QUALITY SERVICE QUALITY CONTRACTS, SERVICE GUARANTY

ADVERTISE NOW

Part No	Qty	Mfg	D/C	Price(US\$)	Warranty	Condition
From: [REDACTED]						
You show: VS-10BQ100-M3/SET	1000	VisRay	N/A	0.0000		
I need: VS-10BQ100-M3/SET		VisRay			Not Specified	


General Terms: [REDACTED]

Note: [REDACTED]

Usage: If you want to pay with the Escrow Account method, please fill the following form.

Use Escrow company

TBFQA Vendor Test Account

Use Escrow 

- [Configure your RFQ settings](#)
- [View the Escrow Fee Sharing description](#)

COMPANY INFO

Company	Location	Phone	Fax	Email
[REDACTED]	[REDACTED]	[REDACTED]	[REDACTED]	[REDACTED]

Set your Escrow Terms within this **Build your RFQ** section then press **Send RFQ** as shown here:

BUILD YOUR RFQ

Advertisers



Advertise here

	Part No	Qty	Mfg	D/C	Price(US\$)	Warranty	Condition
From:	View Item Details Add to Favorites Share Print Close						
You show:	VS-10BQ100-M3/SET	5000	Vishay	N/A	0.0000		<input checked="" type="checkbox"/> View Item Details
I need:	<input type="text" value="VS-10BQ100-M3/SET"/>	<input type="text" value="5000"/>	<input type="text" value="Vishay"/>	<input type="text"/>	<input type="text"/>	<input type="text" value="Not Specified"/>	
General Terms:	Please note that warranties are offered at the vendor's discretion and are outside of the Escrow terms. TBF Escrow is not responsible for enforcing or honoring warranties. **Please note that any additional terms contradictory to The Broker Forum Escrow Legal Agreement will not be enforced**						
Note:	<input type="text"/>						

Usage: If you want to pay with the Escrow Account method, please fill the following form.

Escrow Account [Get Default Terms](#) [Cancel Escrow](#)

Company	Pay Out Condition ⓘ	Stock Preparation Time ⓘ	Carrier	Packaging	Part Condition	Escrow Fee Sharing ⓘ	Return Condition ⓘ
View Item Details	<input type="checkbox"/> business days	<input type="checkbox"/> business days	<input type="text"/>	<input type="text"/>	<input type="text"/>	<input type="text"/>	<input type="checkbox"/>
Acceptance conditions							
<input type="checkbox"/>	NO SHORT SHIPMENT Escrow fee to be paid by the Vendor if the Vendor is unable to ship the full quantity ordered						
<input type="checkbox"/>	NO SPLIT SHIPMENT Escrow fee to be paid by the Vendor if the parts are shipped to the Buyer in more than one shipment						
<ul style="list-style-type: none">• Configure your RFQ Settings• View the Escrow Fee Sharing description							

COMPANY INFO

[Cancel](#) [Send RFQ](#)


Company	Location	Phone	Fax	Email
View Item Details	<input type="text"/>	<input type="text"/>	<input type="text"/>	<input type="text"/>



Option 3

Select **Build your Quick Escrow PO** and fill in sections **1, 2 & 3** below then press **SEND PO**:

BUILD YOUR QUICK ESCROW PO

 Use Escrow to secure your transactions.
Draw buyers' attention to your company's inventory in the search results, where completed Escrow transactions are listed. Buyers see your credibility at a glance.

COMPANY INFORMATION:

Part #:

PO#:

Note:

Qty:

Mfg:

D/C:

Price(US\$):

Warranty:

Please note that warranties are offered at the vendor's discretion and are outside of the Escrow terms. TBF Escrow is not responsible for enforcing or honoring warranties.

You show:

Part No	Qty	Mfg	D/C	Price(US\$)
VS-108Q100-M3/SBT	5000	Vishay		-

FROM

Name:

Email:

Phone:

Fax:

NOTICE

Please note that any additional terms contradictory to The Broker Forum Escrow Legal Agreement will not be enforced

ESCROW ACCOUNT

Company:

Pay Out Condition: business days

Stock Preparation Time: business days

Carrier:

Packaging:

Part Condition:

Escrow Fee Sharing:

Return Condition: business days

[Get Default Terms](#)

ACCEPTANCE CONDITIONS

NO SHORT SHIPMENT
Escrow fee to be paid by the Vendor if the Vendor is unable to ship the full quantity ordered

NO SPLIT SHIPMENT
Escrow fee to be paid by the Vendor if the parts are shipped to the Buyer in more than one shipment.


Shipping:

Insurance:

Sales Tax:

Other Charges:

Specify (other charges):



Important!

Once you have **Sent PO**, an overview screen will pop up, review this and select **"I agree"** to the Escrow Legal Agreement then click **submit**

ESCROW ACCEPTANCE DETAILS



	Name	Country:	Phone:	Fax:
To:	TBFDA Vendor Test Account <small>(STOCK)</small>			

	Part Number	Mfg	D/C	Qty	Price (US\$)	Warranty
They Show:	VS-10BQ100-M3/5BT (STOCK)	Vishay		5000	-	
Part #:	VS-10BQ100-M3/5BT	Vishay		5000	0.50	Not Specified

Escrow Terms:	
Pay Out Condition:	5 days
Stock Preparation Time:	2 days
Carrier:	FedEx

ESCROW AGREEMENT

Effective October 4th, 2017

1. SCOPE AND APPOINTMENT

- 1. Scope.** This Escrow Agreement ("Agreement") outlines the terms and conditions under which The Broker Forum Inc. ("Broker Forum") will act as escrow agent for the funds ("Funds") to be exchanged between a seller ("Vendor") and a buyer ("Buyer") who have completed a transaction on-line for electronic components parts (the "Parts") using Broker Forum's web site at www.brokerforum.com ("Site").
- 2. Appointment.** For every transaction completed on the Site using the Escrow Service described at: www.brokerforum.com, the Vendor and the Buyer agree to appoint Broker Forum as escrow agent to receive, hold and process the Funds as herein provided and Broker Forum accepts the appointment as escrow agent hereunder.
- 3. Escrow Agent Fees.** The Vendor and the Buyer agree to pay Broker Forum the escrow agent fees as per the Escrow Fee Policy described at: www.brokerforum.com. The terms and conditions of the Escrow Fee Policy are deemed to be incorporated by reference in the Agreement. Broker Forum shall be entitled at any time, by giving notice to that effect to the Vendor and the Buyer, to pay its own fees or costs or expenses which are due, out of the Funds. In addition, Broker Forum shall be entitled, before releasing the Funds to either the Vendor or the Buyer, as dictated by this Agreement or the joint instructions of the party.

QUESTIONS. Should you have any questions concerning the present Membership Agreement, please contact your Customer Support Representative at 450-449-8713 or at the following e-mail: sales@brokerforum.com.

I Agree Modify PO

Submit

Once the Vendor has accepted and confirmed all conditions, the Buyer must **Place Order**

The screenshot shows the 'Place Order' button highlighted in blue. An orange arrow points to this button. The interface includes a search bar, a table with columns for Company, Age, Part Number, Mfg, D/C, Qty, Price (US\$), and Warranty, and various order details like 'They Show', 'You Order', and 'Escrow Terms'. A yellow warning box states: 'The member with which you are negotiating with does not have the same terms as you.' Other buttons like 'Delete Item', 'Prepare PO', and 'Place Order' are visible.

The Buyer must **enter the PO number and Submit**

The screenshot shows the 'PREPARE PURCHASE ORDER' form. An orange arrow points to the 'Your Order PO#' field, which contains the text 'Test PO'. Another orange arrow points to the 'Submit' button at the bottom left. The form includes a table with columns for Part Number, Mfg, D/C, Qty, Price (US\$), and Warranty, and various order details like 'They Show', 'You Order', and 'Escrow Terms'. A note at the bottom states: 'Remember to give your P.O. number to your bank when making your payment (the P.O. number must appear on the Bank draft).'

You will now see your Escrow transaction details in the Escrow Center.

The screenshot shows the 'Escrow Center' page on the Broker Forum website. The page features a navigation menu with options like 'HOME', 'TRADING CENTER', 'MULTI SEARCH', 'QUICK ESCROW PO', 'ESCROW CENTER', 'THE IC ZONE', 'MY FEEDBACK', 'CONTACT US', and 'LOGOUT'. A search bar is located at the top right. Below the navigation, there are two promotional banners: one for 'Get your Available Inventory' and another for 'TBF 25 Years in Business'. The main content area contains a search filter with dropdown menus and a 'Search' button. Below the search filters is a table with the following data:

PO #	PO Date	Escrow Status	Details	Step	Contact Name	Type	Company Name	Pay Out Condition
Test PO	2022/06/03	In Process	Details	2 - Waiting For Funds	TBF QC	Sale	The Broker Forum Demo (B)	5